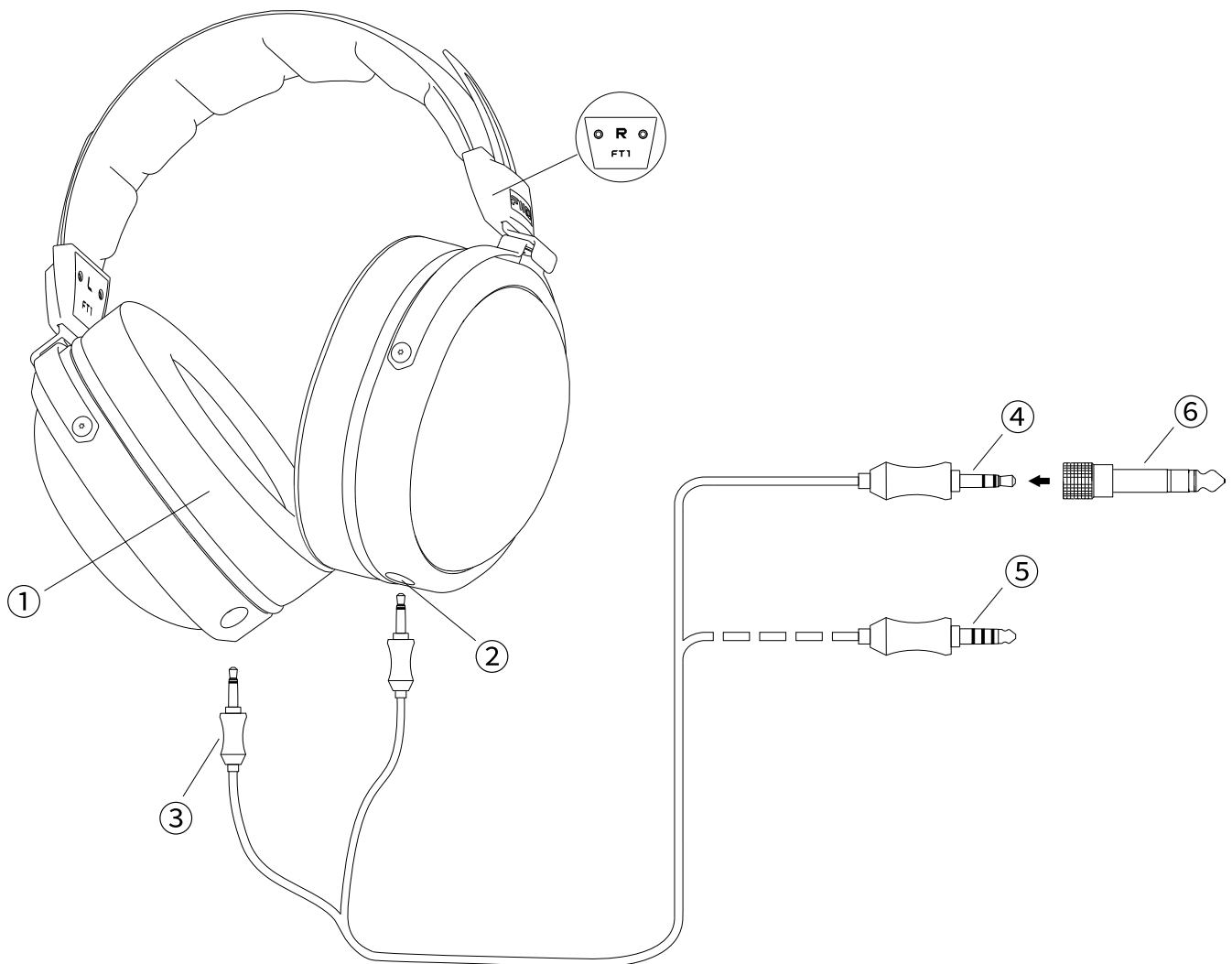




型号/Model: FT1
快速入门指南
Quick Start Guide

Product Instructions

How to Use the FT1

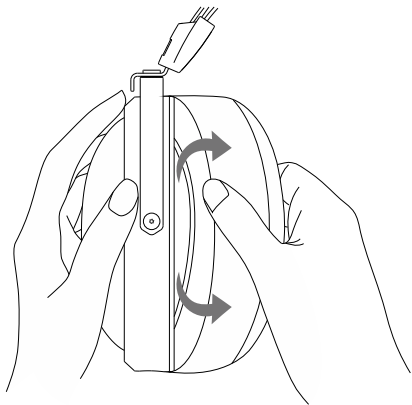


- | | | |
|-----------------------|-----------------------|------------------------|
| ① Earpad | ② Headphone port | ③ 3.5mm DC plug |
| ④ 3.5mm audio adapter | ⑤ 4.4mm audio adapter | ⑥ 6.35mm audio adapter |

--Insert the 3.5mm DC plugs③ into the headphone ports② of the FT1. Be careful to distinguish the "L" (left) and "R" (right) markings and ensure proper wearing.
 --Apply an appropriate interchangeable audio plug to the FT1 for connection with the audio source.

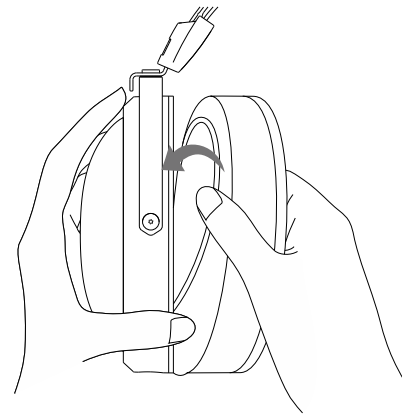
Note: Pictures are for reference only. The actual product may vary.

How to Replace Earpads



Detach earpads

Hold the outer shell with one hand. Grasp the earpad and pull towards the outer edge with the other hand. Use your fingers to stretch the inner edge of the earpad outwards until it completely detaches from the outer shell.



Attach earpads

Hold the outer shell with one hand. Fit a portion of the earpad onto the ear cup and hold it in place. Use your fingers to stretch the inner edge of the earpad from the inside outwards until it fits securely over the outer shell.

Note: Pictures are for reference only. The actual product may vary.

Important Safety Instructions

- ▷ Please read this instruction manual carefully before using the product.
- ▷ Please always include this manual when passing the product on.
- ▷ Please do not use an obviously defective product.

Preventing Damage to Health and Accidents

- ▷ Please take care to prevent hearing damage caused by high volume levels and long time use. Make sure the volume of the audio device is set to a relatively low level before use.
- ▷ The product generates strong permanent magnetic fields that could cause interference to cardiac pacemakers, implanted defibrillators (ICDs) and other implants. Always maintain a distance of at least 10 cm between the product component and the cardiac pacemakers, implanted defibrillators or other implants.

- ▷ Please keep the product, accessories and packing parts out of reach of children to prevent accidents and choking hazards.
- ▷ You may be unable to hear the sounds around you when wearing headphones. For your safety, it's not recommended to use headphones in dangerous environments.

Preventing Damage to the Product

- ▷ Please do not place the product in extreme environments for a long time (humid, strong-magnetic, high-temperature, extended exposure to sunlight, etc.) to avoid corrosion or deformation.
- ▷ Please place the product naturally when not in use, and unplug it from the audio device. Please do not keep the product in an expansion state for a long time when not in use, as this can widen the headband and reduce the contact pressure of the headphones (like affecting the wearing and listening experience).
- ▷ Only use attachments, accessories and spare parts supplied or recommended by FIIO.
- ▷ Only use a soft and dry cloth to clean the product. Do not use alcohol, thinner or other organic solvents.
- ▷ Please use the product with care and place it in a clean and dust-free environment.
- ▷ Please do not disassemble the headphones on your own.

Authenticity Checking

- ① Scratch off the coating on the product package to get a 20-bit security code.
- ② Go to FIIO official website at www.fiio.com. Click the 'Check Authenticity' icon in the upper-right corner, and then enter the 20-bit security code and 4-bit verification code. You will get the checking result after clicking the 'query' icon.
- ③ Checking results:
 - A. The security code entered proves the product is authentic.
The product you purchased is an authentic product from Guangzhou FIIO Electronics Technology Co., Ltd. Thanks for your support!
 - B. The security code entered proves the product is not authentic.
The product you purchased is not an authentic product from Guangzhou FIIO Electronics Technology Co., Ltd.

Warranty Terms and Conditions

Product Types		Term of Service
Headphone units		One month of guarantee for replacement; one year of free maintenance
Accessories except the headphone units (subject to the official list)	Accessories	N/A
	Package materials (fragile parts like the packing box)	N/A
<p>Notes:</p> <p>The above guarantees start from the issue date of the invoice/receipt.</p> <p>These warranty terms are for reference only. For specific details, please refer to the warranty terms of our local sales agents.</p>		

FIIO reserves the final interpretation and amendment for the above warranty terms and conditions.

The warranty is null and void under the following circumstances.

- Defects or damage caused by improper operations such as vibrating, bumping, falling to the ground, buckling, tearing, excessive pulling.
- Defects or damage caused by disassembly of the product by user or unauthorized repair personnel.
- Defects or damage for being put in humid environments, high-intensity magnetic fields or soaked into water.
- Defects or damage caused by natural disasters.
- Unable to provide valid proofs of purchase.

Note: Man-made damage should be determined by FIIO's maintenance personnel.

Procedures of Getting After-Sales Service

① Please contact the local dealer first once you find problems with the device. If they refuse to give related after-sales service, please give feedback to FIIO Support by sending an email to support@fii.com. We would handle it properly to ensure customers' satisfaction.

- ② For repair service, you are supposed to send the defective product to FIIO with freight paid. After it has been repaired, we will send the product back to you with freight paid by FIIO.
- ③ It is highly suggested to buy the product from the local authorized sales agents so to get better, faster before- and after-sales service.
- ④ Please do not maintain or dismantle the product on your own and keep it away from water.
- ⑤ For abnormal working issues or any further questions, please visit our official website->Support to get related information or send an email to support@fiiio.com for consultation.

Note: Due to continuous improvement, every specification and design is subject to change at any time without further notice.

Contact Information for After-Sales Service

E-mail: support@fiiio.com


Web: <https://www.fiiio.com>

Facebook: <https://www.facebook.com/FiiOAUDIO>

Hereby, Guangzhou FIIO Electronics Technology Co., Ltd. declares that this device is in compliance with Directive 2014/30/EU. The full text of the EU declaration of conformity is available at: www.fiiio.com/doc



WEEE Directive & Product Disposal



At the end of its serviceable life, this product should not be handed as household or general waste. It should be handed over to the applicable collection point for the recycling of electrical and electronic equipment, or returned to the supplier for disposal.

FCC NOTICE:

This equipment has been tested and found to comply with the limits for a Class B digital device, pursuant to Part 15 of the FCC Rules. These limits are designed to provide reasonable protection against harmful interference in a residential installation. This equipment generates, uses and can radiate radio frequency energy and, if not installed and used in accordance with the instructions, may cause harmful interference to radio communications. However, there is no guarantee that interference will not occur in a particular installation. If this equipment does cause harmful interference to radio or television reception, which can be determined by turning the equipment off and on, the user is encouraged to try to correct the interference by one or more of the following measures:

- Reorient or relocate the receiving antenna.
- Increase the separation between the equipment and receiver.
- Connect the equipment into an outlet on a circuit different from that to which the receiver is connected.
- Consult the dealer or an experienced radio/TV technician for help.

The equipment complies with FCC radiation exposure limits set forth for an uncontrolled environment. The equipment should be installed and operated with minimum distance 20 cm between the radiator & your body.

Any Changes or modifications not expressly approved by the party responsible for compliance could void the user's authority to operate the equipment.