Paradigm®

DEFIANCE® S10

SCAN QR CODE FOR MANUAL

SCAN QR CODE FOR SUBWOOFER CONTROL APP

Quick Start Guide

Defiance® S10

1. Unboxing & Contents

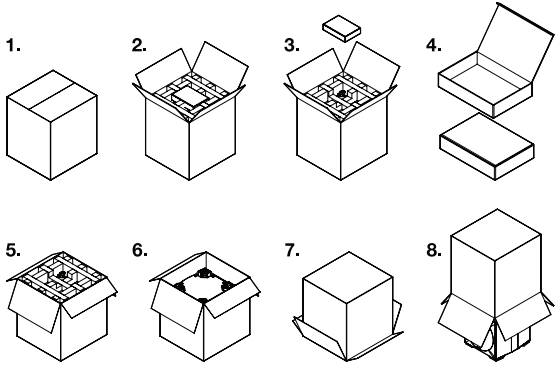

- *Power Cord*
- *Subwoofer*

***Subwoofer cable not included.**



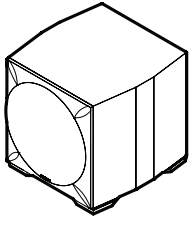

2. Positioning

As a starting point, we recommend placing the subwoofer in one of the shaded areas, *as shown*. The corners will typically yield the highest output, while the front wall near the speakers typically provides the most seamless blend with the main speakers.

When using multiple subwoofers try to place them in opposite corners or opposite walls in order to help spread the bass into the room more evenly. For even better results, try and place the subwoofers at opposite ends of the room as illustrated in the above diagrams.
(ex. Front1 + Back2, 1a+2a, or 1b+2b)

**Front1+ Back2 highlighted above for reference.*

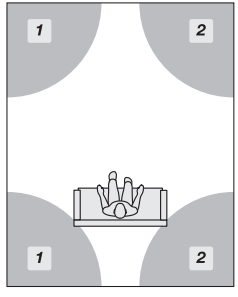

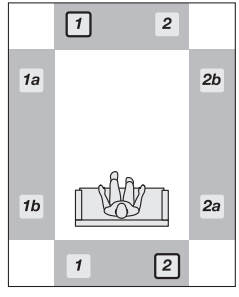

For more detailed placement instructions, refer to the owner's manual or contact us at **www.paradigm.com/en/contact-us**, or through our social media pages. Happy Listening!

Contact Us

Questions? Comments?

We would love to hear from you!

www.paradigm.com/en/contact-us

Reach out to us on Social Media:

©2024 Paradigm Electronics Inc. All rights reserved.

Paradigm®

DEFIANCE® S10

SCAN QR CODE FOR MANUAL

SCAN QR CODE FOR SUBWOOFER CONTROL APP

Quick Start Guide

Defiance® S10

3. Connections

LFE/Single Wire Connection

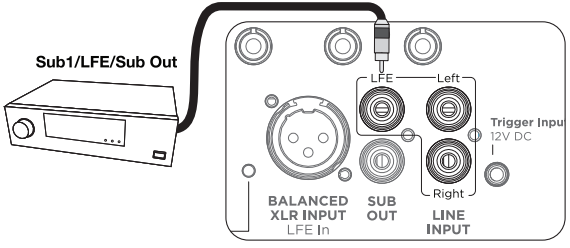

**The LFE connection is the most common for AV Receivers. Some other devices may need to use the Left/Right Line Inputs. For additional information please consult the owner's manual.*

Stereo Connection

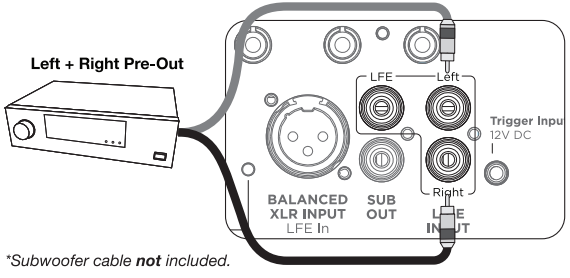

Subwoofer cable **not included.*

Settings apply to both Wired and Wireless Connections.

For LFE connection
(or to use your device's built in bass management)
set **Low Pass Filter** in the Subwoofer Control App to **Bypass.**
("Bypass" is the Factory Default setting).

Set **Low Pass Filter** to **Desired Value** in the Subwoofer Control App.
Typically 80Hz or lower.

4. Connections (Optional)*

LFE/Single Wire Connection

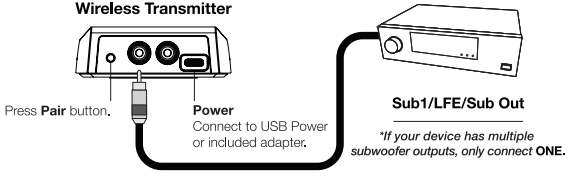

If your device has multiple subwoofer outputs, only connect* **ONE.

Stereo Connection

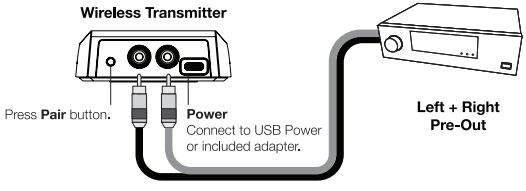

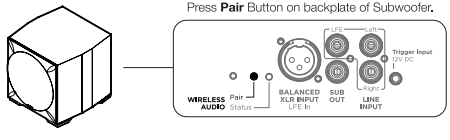

**Wireless transmitter is paired to your subwoofer at the factory. Pairing instructions are included as a reference.*

©2024 Paradigm Electronics Inc. All rights reserved.