Life's Good

SIMPLE MANUAL

LG WOWCAST

Wideband audio On Wireless

MODEL
WTP3

MFL71796989

2107_Rev01

www.lg.com

Copyright © 2021 LG Electronics Inc. All Rights Reserved.

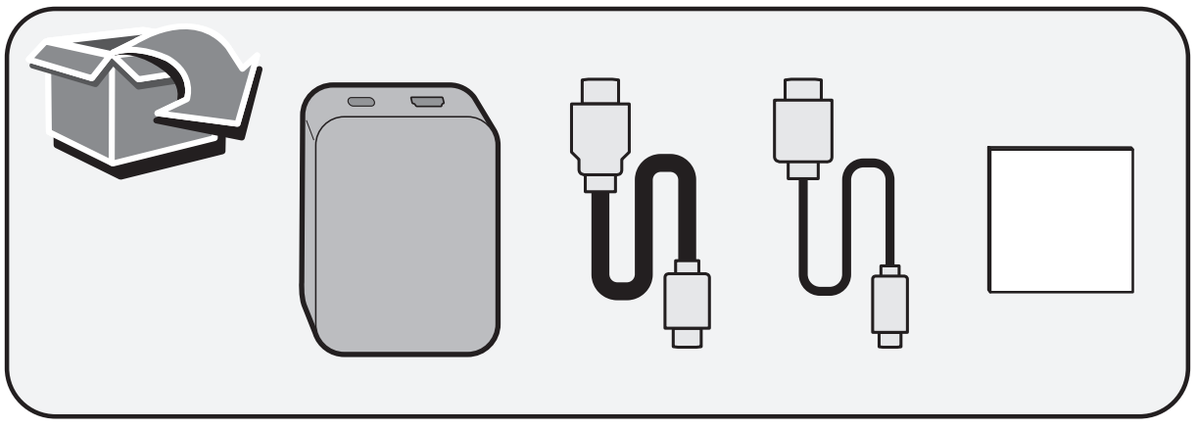

LG Wi-Fi Sound Bar



- SP11RA
- DSP11RA
- SP9YA
- SP9A
- DSP9YA
- SP8YA
- SP8A
- DSP8YA
- SPD75YA
- SPD75A

TP3.DGBRLLK_SIMPLE_MFL71796989.indd 2 2021-07-21 11:29:51

1 Check if the sound bar is updated. Press the ⋯ or ⓘ button of the remote control for 3 seconds. When **LG WOWCAST READY** is displayed, proceed from **4**.

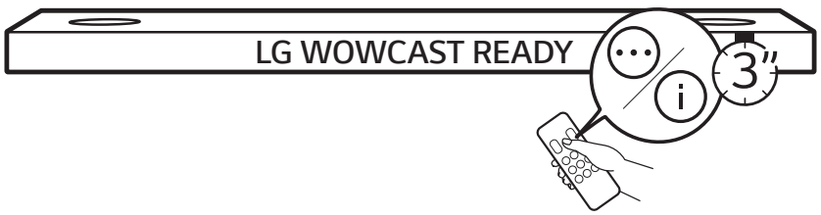

2 To reset, press the 🎤 or 📶 button of the sound bar for 3 seconds.

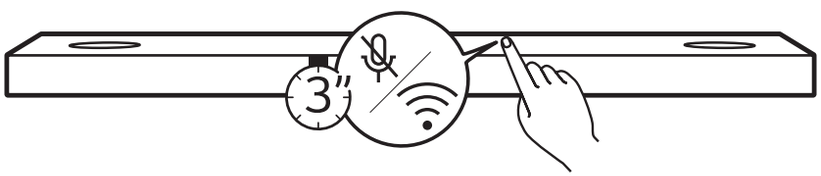

3 Use the QR code to install the LG Sound Bar app. Turn on **Bluetooth** on the smartphone and add the sound bar according to the guide of the LG Sound Bar app.

(Android Phone OS) (iPhone OS)

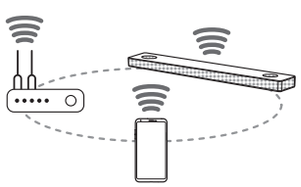

WTP3.DGBRLLK_SIMPLE_MFL71796989.indd 3 2021-07-21 11:29:51

4 Connect LG WOWCAST to TV.

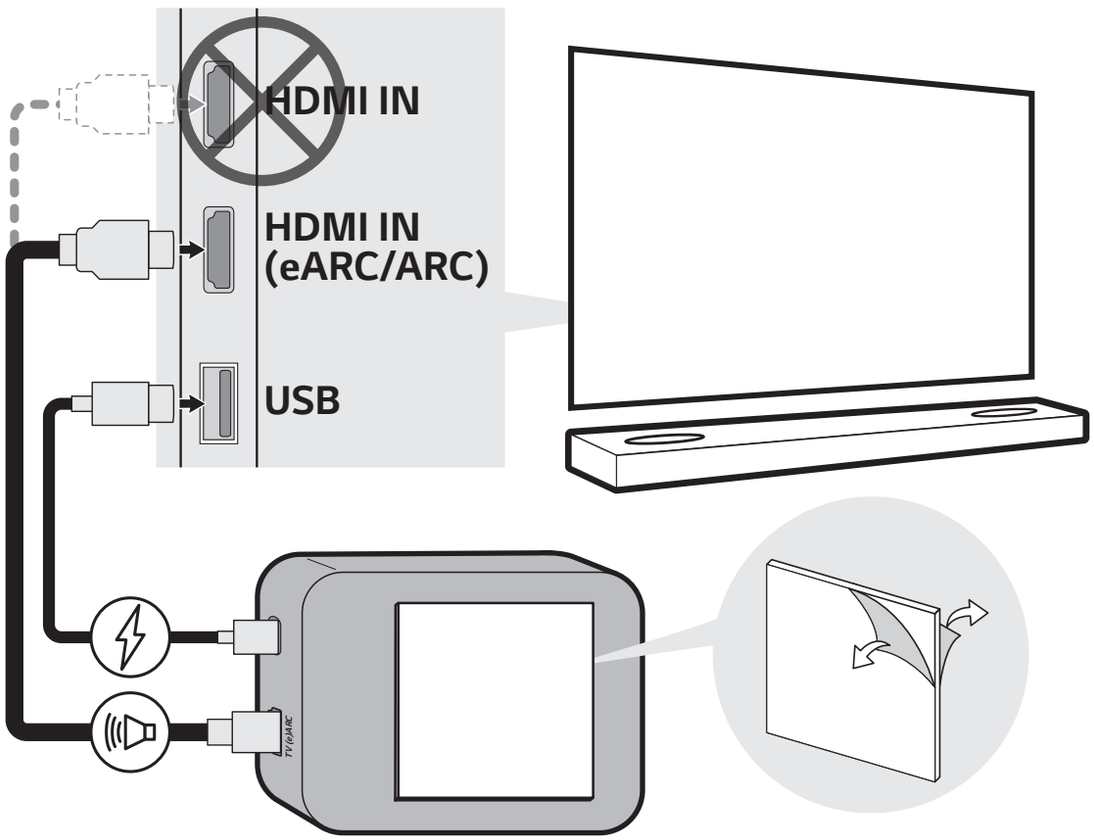

HDMI™
HIGH-DEFINITION MULTIMEDIA INTERFACE

TP3.DGBRLLK_SIMPLE_MFL71796989.indd 4 2021-07-21 11:29:52

5 Press the F or button of the sound bar remote control and select **OPT/HDMI ARC**. When connected, **LG WOWCAST** scrolls once and then "**ARC**" or "**E-ARC**" will be displayed.

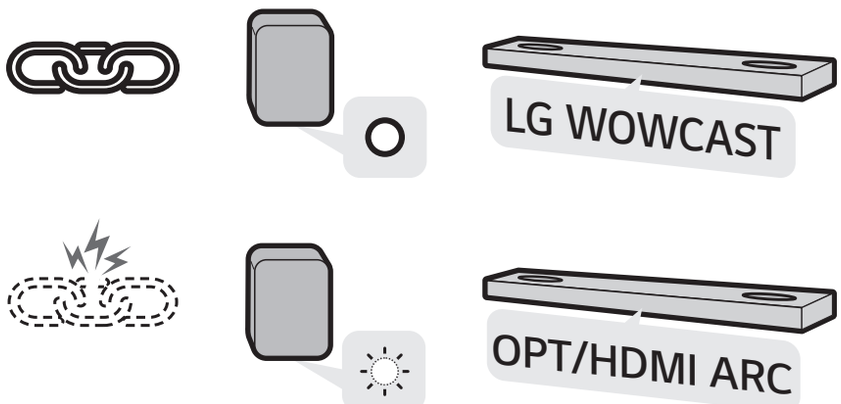

Note

- On your TV's settings, set the output speaker to [HDMI ARC].
- To reset LG WOWCAST, press the **RESET** RESET button for 3 seconds or longer. You also need to reset the sound bar. Press the or button of the sound bar for 3 seconds or longer.
- Depending on TV, time taken for sound output may differ. It is recommended to use a separate adapter instead of a USB to connect your TV.
- LG WOWCAST only outputs audio, not video.

WTP3.DGBRLLK_SIMPLE_MFL71796989.indd 5 2021-07-21 11:29:52

- Before attaching LG WOWCAST to the TV, wipe the area to be attached with cloth such as gauze.
- When attaching LG WOWCAST to the TV, make sure not to block ventilation holes of the TV.
- You can check the manual with details on www.lg.com.

TP3.DGBRLLK_SIMPLE_MFL71796989.indd 6 2021-07-21 11:29:52

ENGLISH

Specifications

- **Power requirements:** Refer to the main label on the unit.
- **Power consumption:** Refer to the main label on the unit.
- **Dimensions (W x H x D):** 65.0 mm x 13.0 mm x 85.0 mm

Safety Information

CAUTION: TO REDUCE THE RISK OF ELECTRIC SHOCK DO NOT REMOVE COVER (OR BACK)
NO USER-SERVICEABLE PARTS INSIDE REFER SERVICING TO QUALIFIED SERVICE PERSONNEL.

This lightning flash with arrowhead symbol within an equilateral triangle is intended to alert the user to the presence of uninsulated dangerous voltage within the product's enclosure that may be of sufficient magnitude to constitute a risk of electric shock to persons.

The exclamation point within an equilateral triangle is intended to alert the user to the presence of important operating

and maintenance (servicing) instructions in the literature accompanying the product.

WARNING:

- TO PREVENT FIRE OR ELECTRIC SHOCK HAZARD, DO NOT EXPOSE THIS PRODUCT TO RAIN OR MOISTURE.
- Do not install this equipment in a confined space such as a book case or similar unit.

CAUTION:

- The apparatus should not be exposed to water (dripping or splashing) and no objects filled with liquids, such as vases, should be placed on the apparatus.
- To avoid fire or electric shock, do not open the unit. contact to qualified personnel only.
- Do not leave the unit in a place near the heating appliances or subject to direct sunlight, moisture, or mechanical shock.
- To clean the unit, use a soft, dry cloth. If the surfaces are extremely dirty, use a soft cloth lightly moistened with a mild detergent solution. Do not use strong solvents such as alcohol, benzine, or thinner, as these might damage the surface of the unit.
- Do not use volatile liquids such as insecticide spray near the unit. Wiping with strong pressure may damage the surface. Do not leave rubber or plastic products in contact with the unit for a long period of time.

TP3.DGBRLLK_SIMPLE_MFL71796989.indd 8 2021-07-21 11:29:52

- Do not leave the unit on an unstable place such as high shelves. it may fall down because of the vibration of the sound.
- Do not use high voltage products around this product. (ex. Electrical swatter) This product may malfunction due to electrical shock.
- It is recommended that you use the 5 V AC adapter (more than 0.5 A) with this device.

CAUTION when using this product in environments of low humidity.

- It may cause static electricity in environments of low humidity.
- It is recommended to use this product after touching any metal object which conducts electricity.

NOTICE: For safety marking information including product identification and supply ratings, please refer to the main label on the bottom or the other surface of the product.

Symbols

~	Refers to alternating current (AC).
⎓	Refers to direct current (DC).
⧈	Refers to class II equipment.
⏻	Refers to stand-by.
I	Refers to "ON" (power).
ϟ	Refers to dangerous voltage.

WTP3.DGBRLLK_SIMPLE_MFL71796989.indd 9 2021-07-21 11:29:52

Disposal of your old appliance

1 This crossed-out wheeled bin symbol indicates that waste electrical and electronic products (WEEE) should be disposed of separately from the municipal waste stream.

2 Old electrical products can contain hazardous substances so correct disposal of your old appliance will help prevent potential negative consequences for the environment and human health. Your old appliance may contain reusable parts that could be used to repair other products, and other valuable materials that can be recycled to conserve limited resources.

3 You can take your appliance either to the shop where you purchased the product, or contact your local government waste office for details of your nearest authorised WEEE collection point. For the most up to date information for your country please see www.lg.com/global/recycling.

TP3.DGBRLLK_SIMPLE_MFL71796989.indd 10 2021-07-21 11:29:52

Declaration of Conformity

UK
CA

Hereby, LG Electronics declares that the radio equipment type WIRELESS AUDIO TRANSMITTER is in compliance with the relevant statutory requirements. The full text of the UK declaration of conformity is available at the following internet address:

http://www.lg.com/global/support/cedoc/cedoc#

The use of the 5150 – 5350 MHz band is restricted to indoor use only. This restriction exists in the United Kingdom (UK).

For consideration of the user, this device should be installed and operated with a minimum distance of 20 cm between the device and the body.

Frequency range	Output power (Max.)
2412 to 2472 MHz	20 dBm
5180 to 5700 MHz	23 dBm

WTP3.DGBRLLK_SIMPLE_MFL71796989.indd 11 2021-07-21 11:29:53

Declaration of Conformity

CE

Hereby, LG Electronics declares that the radio equipment type WIRELESS AUDIO TRANSMITTER is in compliance with Directive 2014/53/EU. The full text of the EU declaration of conformity is available at the following internet address:

http://www.lg.com/global/support/cedoc/cedoc#

The use of the 5150 – 5350 MHz band is restricted to indoor use only. This restriction exists in Belgium (BE), Bulgaria (BG), Czech Republic (CZ), Denmark (DK), Germany (DE), Estonia (EE), Ireland (IE), Greece (EL), Spain (ES), France (FR), Croatia (HR), Italy (IT), Cyprus (CY), Latvia (LV), Lithuania (LT), Luxembourg (LU), Hungary (HU), Malta (MT), Netherlands (NL), Austria (AT), Poland (PL), Portugal (PT), Romania (RO), Slovenia (SI), Slovakia (SK), Finland (FI), Sweden (SE), Northern Ireland (UK(NI)), Switzerland (CH), Iceland (IS), Liechtenstein (LI), and Norway (NO).

For consideration of the user, this device should be installed and operated with a minimum distance of 20 cm between the device and the body.

Frequency range	Output power (Max.)
2412 to 2472 MHz	20 dBm
5180 to 5700 MHz	23 dBm

TP3.DGBRLLK_SIMPLE_MFL71796989.indd 12 2021-07-21 11:29:53

TP3.DGBRLLK_SIMPLE_MFL71796989.indd 14 2021-07-21 11:29:53

LG
Life's Good

FSC
www.fsc.org

MIX
Paper from
responsible sources
FSC™ C160405