


CXRS



soundkey

**CONTENTS**

Important! Read before operating this equipment!.....	1
FCC Compliance Statement .....	1
FCC notice.....	1
Notices .....	1
Introduction.....	1
Compatibility .....	1
Unpacking.....	1
Connecting soundKey to an Android mobile phone or tablet .....	2
Operating soundKey with Android devices .....	2
Connecting soundKey to an Apple mobile phone or tablet.....	3
Operating soundKey with Apple devices .....	3
Connecting soundKey to a computer .....	4
Operating soundKey with a computer.....	4
Troubleshooting .....	5
Hands-free microphone is not working. ....	5
Occasional clicking noises in the background of the music.....	5
Specifications.....	5
Power Supply .....	5
Enclosure .....	5
Audio performance.....	5
Warranty.....	5
WEEE .....	5

## **Important! Read before operating this equipment!**

Read these instructions.

Keep these instructions.

Heed all warnings.

Follow all instructions.

Do not use this apparatus near water.

Clean only with a dry cloth.

Install in accordance with the manufacturer's instructions.

Do not install or operate near any heat sources such as radiators, stoves, or other apparatus that produce heat.

Refer all servicing to qualified service personnel.

There are no user-serviceable parts.



To prevent possible hearing damage, do not listen at high volume levels for long periods.

## **FCC Compliance Statement**

This device complies with part 15 of the FCC rules. Operation is subject to the following two conditions: (1) This device may not cause harmful interference, and (2) this device must accept any interference received, including interference that may cause undesired operation.

## **FCC notice**

NOTE: This equipment has been tested and found to comply with the limits for a Class B digital device, pursuant to Part 15 of the FCC rules. These limits are designed to provide reasonable protection against harmful interference in a residential installation. This equipment generates, uses and can radiate radio frequency energy and, if not installed and used in accordance with the instructions, may cause harmful interference to radio communications. However, there is no guarantee that interference will not occur in a particular installation. If this equipment does cause harmful interference to radio or television reception, which can be determined by turning the equipment off and on, the user is encouraged to try and correct the interference by one or more of the following measures:

- Reorient or relocate the receiving antenna.
- Increase the separation between the equipment and receiver.
- Connect the equipment into an outlet on a circuit different from that to which the receiver is connected.
- Consult the dealer or an experienced radio/TV technician for help.

Any changes or modifications not expressly approved by the manufacturer could void the user's authority to operate the equipment.

## **Notices**

Android™ is a trademark of Google Inc.

Apple® and the Apple logo are trademarks of Apple Inc., registered in the U.S. and other countries.

## **Introduction**

Cyrus soundKey is a high quality, in-line DAC upgrade for mobile devices and computers.

## **Compatibility**

Cyrus soundKey is compatible with the following sources -

- Android mobile devices that are OTG (on the go) compatible.
- iOS mobile devices with lightning connection. This requires a camera kit to enable USB connection (not supplied).
- Computers and other audio sources that have USB1.0 or later compatible ports.

## **Unpacking**

Unpack the soundKey and check that the pack contains -

- The soundKey
- USB connection cable\*.
- OTG micro USB connection cable\*.
- OTG USB-C cable\*.
- Quick-start guide.

\*CAUTION: Use only the supplied cables and, where required, a genuine Apple camera kit to connect the soundKey to your mobile device.

### Connecting soundKey to an Android mobile phone or tablet

The soundKey can be connected to any Android mobile device that includes a micro-USB or USB-C connection that is OTG (on the go) compliant.

- Two OTG cables are supplied with the soundKey to connect to Android mobile devices. Follow the diagram to connect the cable that matches your mobile device between the device and the soundKey.

*The cables are non-reversible, the grey plug must connect to the device and the black plug to the soundKey.*

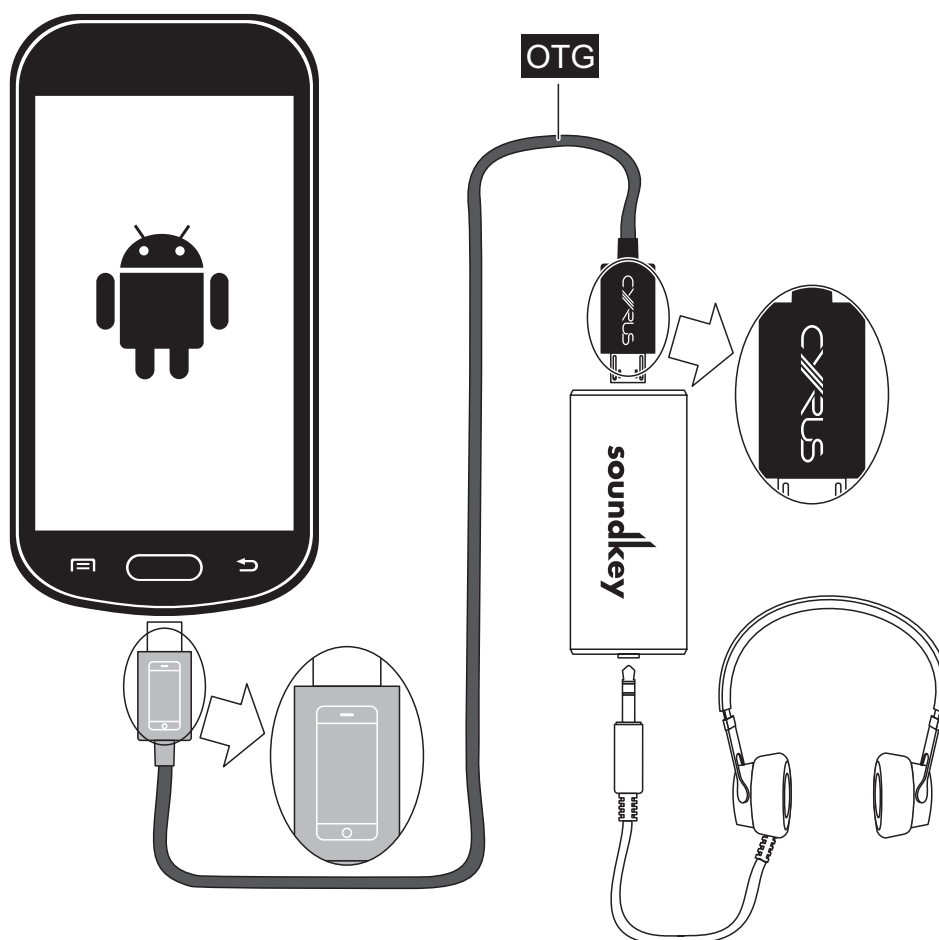
- Connect the headphones to the headphone socket on the soundKey as shown.

*Connection is complete.*

### Operating soundKey with Android devices

Select music, video and games as normal on the Android device.

The audio will be routed through the soundKey to the headphones.



### Connecting soundKey to an Apple mobile phone or tablet

The soundKey can be connected to any Apple mobile device that includes a lightning connector.

*NOTE: To connect the soundKey to an Apple mobile device you will require an Apple camera kit, available from any authorised Apple store.*

*The cable reference numbers are -*

*MD821ZM/A (USB2.0).*

*MK0W2ZM/A (USB3.0).*

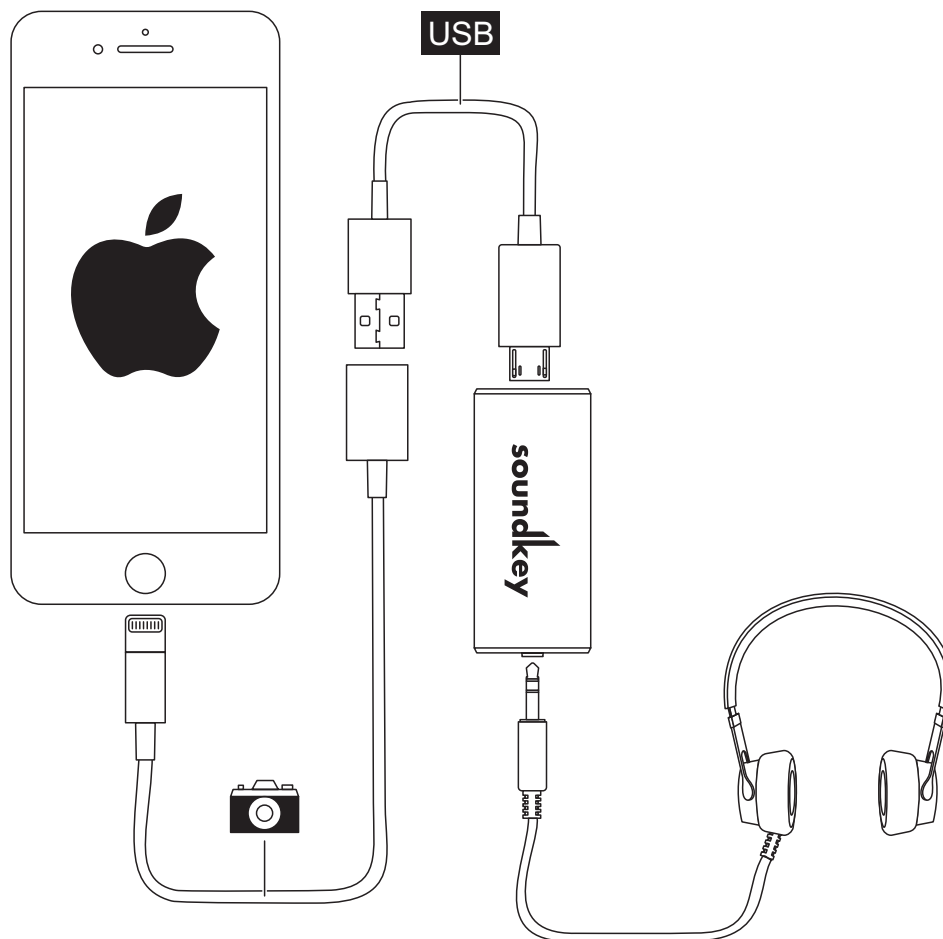
- Follow the diagram to connect the camera kit and the supplied USB cable to the mobile device and the soundKey.
- Connect the headphones to the headphone socket on the soundKey as shown.

*Connection is complete.*

### Operating soundKey with Apple devices

Select music, video and games as normal on the Apple device.

The audio will be routed through the soundKey to the headphones.



**Connecting soundKey to a computer**

The soundKey can be connected to any laptop or desktop computer that has a USB port with specification of USB1.0 or later.

- Follow the diagram to connect the supplied USB cable to the computer and the soundKey.
- Connect the headphones to the headphone socket on the soundKey as shown.

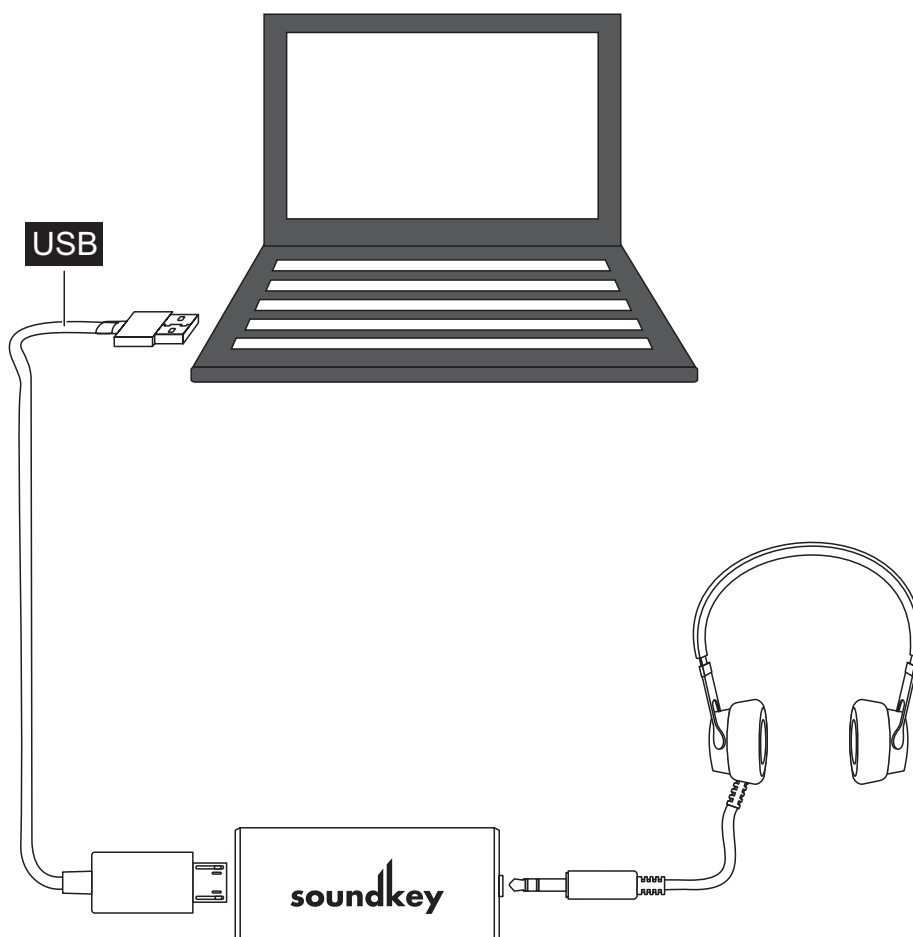
*Connection is complete.*

**Operating soundKey with a computer**

Select music, video and games as normal on the computer.

The audio will be routed through the soundKey to the headphones.

NOTE: When using a computer as an audio source it may be necessary to change the audio configuration to direct audio through the soundKey.



**Troubleshooting****Hands-free microphone is not working.**

The soundKey is a high quality headphone upgrade and does not include connectivity for a hands-free microphone.

**Occasional clicking noises in the background of the music**

The audio signal from the source may not be very stable. In this case the soundKey will have to re-lock to the signal occasionally. When this happens the sound will click. A different source may perform better.

**Specifications****Power Supply**

Voltage: ..... Supplied from USB source

**Enclosure**

Dimensions (WxHxD).....23.6 x 7.8 x 53.4 mm

Weight ..... 19g

Material ..... Solid aluminium case

**Audio performance**

Output voltage ..... 1.7V

Frequency response (-3dB) ..... 12Hz - 45kHz

S/n ratio..... -90dB

Sample rate range ..... 16 bit/44.1k - 24 bit/96k

Designed in England

Made in China

Cyrus reserves the right to change all specifications without notice. E &OE

**Warranty**

The warranty period is one year.

Please retain the sales receipt as proof of purchase.

Warranty claims must wherever possible be made through the retailer from whom the equipment was purchased.

This warranty excludes:

- Damage caused through neglect, accident, misuse, wear and tear, or through incorrect installation, adjustment or repair by unauthorised personnel. Any unauthorised servicing will result in loss of warranty.
- Liability for damage or loss occurring in transit to or from the purchaser.
- Consequential damage, loss or injury, arising from or in conjunction with this equipment.

Equipment for attention under warranty should be consigned return carriage paid. If returned equipment is found to comply with the published specification, CYRUS reserves the right to raise a charge.

The above conditions do not affect your statutory rights as a consumer.

**WEEE**

This logo means that this product is not to be disposed of with your household waste. This product should be handed over to a designated collection point to be recycled. Your cooperation in the correct disposal of this product will contribute to the effective usage of natural resources. For more information on collection points, contact your disposal service or City Hall.





Cyrus Audio Ltd., Ermine Business Park, Huntingdon, PE29 6XY, U.K.